F. I. L. F.

Version 0.10

by @ICCreations

Walkthrough

by @Manfegor

Prologue 3

Interface 3

Buildings 4

Walkthrough 6

Money 11

Work 13

Events 15

Progress 19

Pictures 21

Guide Introduction

This is the guide of the F.I.L.F game, created by @ICCreations. You can find this game on Patreon.

If you like the game, please consider to support the work.

Disclaimer! I do not take responsibility for any error or fault regarding this walkthrough. I try my best to cover everything in the game, but as I'm a human I might make mistakes. Every mistake will be corrected if anyone report it to me via PM here.
As I'm not a native English speaker, sorry for any spelling/language mistake.

Prologue

First of all you need to name your character, then just go through the prologue. This part of the game is very much single way, you can't do much more than just follow the instruction.

First you meet with Melissa, your mom (or not, based on the version) and Samantha, you sister (or not, based on the version). Then you find yourself in your room, but you won't have time for a nap. Use your phone and get your first allowance, go out using the door, then use the white door to reach the living room, where you can find the „Leave" and after that the „Map" button. On the map visit the Clothing Boutique, where Melissa is waiting for you. Talk with her, and try the new clothes while find out her new favourite clothes.

Leave the store, then go to Aubrey's house, where Melissa is waiting for you, and meet with Aubrey. After they start to talk on the sofa, go explore the house. Go to the hallway on the left, then check the calendar on the wall. Use the purple door which leads to Courney's room.

While she is not there you can check her safe, you can see a small note on it, saying that the combination is the most important day for her and a birthday cake. Now become Sherlock Holmes himself and solve the puzzle. If you are not Sherlock, then the small note indicate that the combination is her birthday, you checked the calendar (right?), so you know that her birthday is on the 13th of October, so the combination is 1013. Use it and check the safe.

Go back to the living room to „officially" meet with Courtney, your cousin (or not…) who is excited about you literally as much as Samantha.

Now you finished with the prologue now go and explore the city, the buildings (which you can) and find the events and stuff.

Interface

Before you jump into the story, let's see the controls:

You can go wherever you want, on the map, basicly all the place have multiple rooms which you can visit. Of course some places are open only at certain days or specific times of a day. Click on each blue dots to enter those buildings.

Beside those on the top left of the screen there is the time and day display. First the day, then the time of the day. You can check if it's morning, midday, afternoon, or night by checking which icon has green background. Next to them the fast-forward time button and then the FAQ button.

On the far right of the top of the screen there is the phone, the inventory and the map icon. Of course you can't access the map when you are on the map (makes sense)… On the phone you can check every messages you get, also you can collect your allowance too and most importantly you can change the background of your phone in the settings!

In the inventory you can see the items you collected through the game, also some infos about them too, which may come in handy. You can see your money there too.

Buildings

In the following list you can see every buildings and I'll list every room and stuff, so you can use this to find everything for the quests, and in the quest description I won't write in details where to find for example the laptop. I'll write the buildings as you can see on the map above from left to right.

- **Gym**

  You can find the Gym at the bottom left of the map. You can enter into the Gym, but the other rooms won't be available until you buy a membership for $50 (you can buy this from the board behind the cashier).
  - Gym
  - Gymnasium – You can find Courtney and Samantha here
  - Locker room
    - Showers

- **Motel**

  South-west of your home. There will be an event, and also you can visit the rooms of the motel.
  - Motel reception – You can rent rooms for the night ($35/night)
  - Motel Alley – You can use it for the event, also get info for the secret image
  - Room 101 – You can get the secret image, also you can rent it for the night
  - Room 102 – You can rent it, visit the bathroom and use the bed for nap and sleep
  - Room 103 – You can rent it, visit the bathroom and use the bed for nap and sleep
  - Room 201 – You can rent it, visit the bathroom and use the bed for nap and sleep
  - Room 202 – You can rent it, visit the bathroom and use the bed for nap and sleep
  - Room 203 – You can rent it, visit the bathroom and use the bed for nap and sleep

- **Home**

  You can find your home at the top part of the map, high above the coffee shop. You can visit this place any time of the day
  - Front yard
    - *Living room*
      - Corridor
        - *Sam's bedroom* – you can find Sam there in the morning, during the day. You need the key to check her in the afternoon and night.
        - *My room* – you find your bed there, where you can take a nap (fast-forward to the next part of the day), and sleep until the next day. You can find your laptop there where you can check your progress, journal, the secret images and the events too. You can change your name and the background here as well!
      - Melissa's room – you can find Melissa there in the afternoon and at night, also you can find some money there money (check the money part if you can't find it).
      - Hallway
        - *Bathroom* – you can use the bathtub to daydream a bit.
        - *Kitchen* – you can find Melissa there, in the morning.
  - *Back yard*
    - Garage – you can find a nice looking car there, as well as some money (check the money part if you can't find it).
- **Coffee bar**

  The Coffee shop is directly south from your home, and between the Gym and Aubrey's house. The coffee shop is open in the morning, midday and afternoon, but closed at night.
  - Shop area – you can meet with Sally Mae here.
    - Toilet – can be access from the shop area, you can find the secret photo's word here as well as $50.
- **Aubrey's house**

  This house can be found east of the Coffee shop. Aubrey and Courtney can be found there. You can visit this house all day except at night.
  - Front yard
    - *Living room*
      - Corridor
        - *Courtney's bedroom* – you can find Courtney there in the morning, during the day, except when she is in the Gym.
        - *Bathroom* - you can fantasize about Courtney here.
        - *Aubrey's room* – you can't enter this room.

- *Kitchen* – you can find Aubrey here when she is at home (and want to talk with you).
  - *Back yard*
    - Garage – you can find a nice looking car there in which you can hide in events.

- **Night club**
  This building is between your home and the Spa. You can go there at any time of the day.
  - Dance floor – you can talk with Jackie there (if she is there), and request a song from the DJ.
    - *Toilet* – nothing to do here
    - *First floor* – you can buy alcohol here, and you can find Sam and Keith here if they are on a date.
- **Spa**
  The Spa is north-east from Aubrey's house and next to the Clothing boutique. You can go there in the morning and at noon, and you can work there. You'll find Melissa there in the morning and Naomi at noon.
  - Lobby
    - *Massage* – the room where the clients (and workers) get a nice massage.
    - *Sauna*
    - *Spa* – some nice bath there, for event.

- **Clothing boutique**
  The Clothing boutique is next to the Spa, and available in the morning and at noon.
  - Boutique – you can buy some clothes there
    - *Changing rooms*

- **City hall**
  The City hall is the top right part of the map. It's available in the morning and at noon.
  - Lobby
    - *Mayor's office* – you can find the Mayor there, but you need an intern pass go to in.
    - *Conference room* – you can find a projector there, where you can find a picture.

- **Mayor's house**
  The house is only available in during the quest, otherwise you can't enter.

- **Strip club**
  The Strip club is south and slightly west of the Mayor's house. You can visit this place in the afternoon and at night.
  - Club – you can see the strippers there (and tip them of course).
    - *VIP room* – If you have a VIP pass, you can enjoy more stuff there.

Walkthrough

In this part there is a guide which you can follow. The prologue is included too, because this part contains where you can unlock the events, the progress, and such. Let's see:

- Arrive home (meet with Melissa and Samantha). *[Unlock F.I.L.F. event #1]*
- Leave the house. *[Unlock F.I.L.F. event #2 & Sam progress #1]*
- Go to the Clothing boutique and talk with Melissa. *[Unlock Melissa event #1 & Melissa progress #1]*
- Go to Aubrey's house and talk with Melissa. *[Unlock F.I.L.F. event #3]*

- Go to Courtney's room, and open the safe (code is 1013). *[Unlock Courtney event #1 & Courtney progress #1]*
- Go back to the living room. *[Unlock F.I.L.F. event #4]*
- Go home and try to enter Courtney's room.
- Go to Melissa's bedroom and talk with her. (Get the $50 from next to her bed) *[Unlock Melissa event #2 & Melissa progress #2 & Kiss on the lips (IF you already met with Naomi)]*
- Go to the Garage, and take the $50 from the boots, also you can get $100 allowance with your phone.
- Go to your room and sleep until tomorrow. *[Unlock F.I.L.F. event #5]*
- Go to Sam's bedroom, and listen to her talking on the phone. *[Unlock Sam event #1 & Sam progress #2]*
- Go back to her room and talk with her. *[Unlock Sam event #2 & Sam progress #3]*
- Go to the living room. *[Unlock Sam event #6 & Sam progress #4]*
- Go to the kitchen, talk with Melissa and get a kiss on the cheek. *[Unlock Melissa progress #3]*
- Go to the coffee bar, into the toilet. You'll have to remember the text which is above the toilet, also you can get the $50 too.
- Go to Aubrey's house, and talk with Courtney in her room. *[Unlock Courtney event #2 & Courtney progress #2]*
- Forward the time once.
- Go to the Spa and go into the massage room. Talk with Melissa. *[Unlock Melissa event #4 & Melissa progress #4 & Naomi & Kiss on the lips (IF you already visited Melissa in the evening)]*
- Meet with Melissa's boss. *[Unlock Melissa event #5 & Melissa progress #5]*
- From now on you can clean in the Spa to earn money. Check Work section.
- Forward the time once.
- Go to Aubrey's house and talk with Courtney. *[Unlock Courtney event #3 & Courtney progress #3 & Fantasize about Courtney]*
- Go to the Strip club and meet someone who looks familiar.
- Go see the stripper, and tip her $20, then again tip her $20. Now you must remember her tattoo, so look closely! *[Unlock Sally Mae & Sally Mae event #1 & Sally Mae progress #1]*
- Go home, use your computer and search from that word you saw in the Coffee shop toilet. You remember, right? Well, it's "pussy sandwich". *[Unlock photo #4]*
- Go to sleep.
- Go to the living room. *[Unlock Sam event #7 & Sam progress #5]*
- Go to sleep.
- Go to the kitchen and kiss Melissa on the lips. *[Unlock Melissa event #3 & Melissa progress #6]*
- Go to the Coffee shop and talk with Sally Mae. Now you have to remember what tattoo you saw on her. You got it, right? If not, well, it's "cherry". *[Unlock Strip club VIP and Feed her & Sally Mae event #2 & Sally Mae progress #2]*
- Forward time once.
- Go to Aubrey’s house and search the safe in Courtney’s room and take the photo.
- Go home and use your laptop, the HHS icon available. Submit her photo.
- Forward time once.
- Go home, and check Sam's room. *[Unlock Sam's event #3 & Sam progress #6 & Fantasize about Sam]*
- Go to the Strip club, and go into the VIP and choose Feed her. *[Unlock Sally Mae event #3 & Sally Mae progress #3]*
- Check the stripper, tip $20 then again tip $20. *[Unlock Jackie & Jackie event #1 & Jackie progress #1]*
- Go home, and go to Sam's bedroom.
- Check Sam, and play with her tits. *[Unlock get a blowjob]*

- Go back to her bedroom and check her phone. Check the images, and mail it to yourself. Check the camsite, and remember the name you see. *[Unlock Sam event #4 & Sam progress #7 & photo #2 & Camsite app]*
- Go to sleep.
- Check your phone, you have a message from Sally Mae and Naomi.
- Go to the Spa, and talk with Naomi. *[Unlock Naomi event #1 & Naomi progress #1]*
- Go to the Spa and work, also get the pictures from the Spa room *[Unlock photo #5]*
- Go to the Go to the Clothing boutique and buy the lingerie.
- Forward time x2.
- Go home, to Melissa's room and give her the lingerie. *[Unlock Melissa event #6 & Melissa progress #7]*
- Go to the Strip club, and go into the VIP room. *[Lock Strip club VIP & Unlock Aubrey event #1 & Aubrey progress #1]*
- Go to sleep.
- Check your phone, there is a message from Melissa.
- Forward time.
- Go to Aubrey's house, go to the garage. Open the car and get back the VIP card. *[Unlock Strip club VIP & Aubrey event #2 & Aubrey progress #2]*
- Forward time.
- Go home and knock on Melissa's door. *[Unlock Melissa event #7 & Melissa progress #8 & Fantasize about Melissa]*
- Go to the Spa and work.
- Forward time.
- Go to the Clothing boutique and buy the disguise.
- Forward time.
- Go to the Strip club, and go into the VIP room.
- Use the disguise. *[Unlock Aubrey event #3 & Aubrey progress #3]*
- Go home and to sleep.
- Call from Courtney. *[Unlock Courtney event #4 & Courtney progress #4]*
- Forward time.
- Go to Aubrey's house and talk with her. *[Unlock Aubrey event #4 & Aubrey progress #4]*
- Sleep until tomorrow.
- Go to Aubrey's house, go to the garage.
- Hide in Aubrey's car.
- Sneak into the house through the basement window.
- Check the picture on the wall, check the back of it.
- Go upstairs.
- Go to the living room.
- Get the intern pass from the table. *[Unlock Aubrey event #5 & Aubrey progress #5]*
- *Go to Aubrey's house. [Unlock Courtney event #5 & Courtney progress #5]*
- Go home and sleep until tomorrow.
- Go to the Spa and work.
- Go to the City hall, and go into the Mayor's office.
- Get the remote control from her table, then talk with her. *[Unlock Diane & Diane progress #1]*
- Go into the conference room, and use the projector. *[Unlock photo #3]*
- Go to the city and place the posters on the star signs.
- Forward time x3.
- Go to the Night club, go to the first floor, and use the shop.
- Buy 1 Fiery Kiss, 2 Smooth Move and 3 Cool Breeze.

- Go back to the ground floor and talk with Jackie.
- Offer a drink, and give everything you bought.
- Back and go to the DJ.
- Request a song, and request "I Want Candy".
- Go back to Jackie and request a dance. *[Unlock Jackie event #2 & Jackie progress #2]*
- Go home and sleep until tomorrow two times.
- Forward time x3.
- Go to the Night club, and talk with Jackie. Ask for her help.
- Go upstairs and talk with Sam and Keith.
- Say that you just come to enjoy your date.
- Tell her that strip isn't different that her cam show.
- You can choose whichever you want in the next. *[Unlock Sam event #8 & Sam progress #8]*
- Go home and go to Sam's room. Get a blowjob. *[Unlock Sam progress #9]*
- Go to sleep.
- Check your phone, there is a message from Jackie.
- At the afternoon check the bathroom to see Melissa.
- Go to the kitchen, and help Melissa baking. You need to add 1 milk, 2 egg, 1 sprinkles and 3 chocolate then stir 4 times. *[Unlock Melissa event #8 & Melissa progress #9]*
- At night, go to the living room and talk with Sam. *[Unlock Sam event #9 & Sam progress #10]*
- Go to sleep.
- At midday, when Melissa is at the Spa, go there and get your reward. *[Unlock Melissa event #9 & Melissa progress #10]*
- At the afternoon, go home and listen Melissa and Naomi talk. *[Unlock Melissa event #10 & Melissa progress #11]*
- Sleep until tomorrow.
- Go to the Spa, when Naomi is there, and get her help. *[Unlock Naomi event #2 & Naomi progress #2]*
- Work in the spa.
- Sleep until tomorrow twice.
- Go to the garage and talk with Melissa. *[Unlock Melissa event #11 & Melissa progress #12]*
- Go to Sam’s room and talk with her.
- Go to the City hall, and enter the mayor’s office. *[Unlock Diane event #1 & Diane progress #2]*
- At midday, go to the Gym, and buy the membership.
- Go into the Gym and talk with Sally Mae, choose the Cherry cheesecake *[Unlock VIP Eat her & Sally Mae event #3 & Sally Mae progress #4]*
- Sleep until tomorrow.
- Go to the City hall and talk with Diane.
- Go around the city where you see the star icons and collect the posters.
- After you got them all, go back to the City hall.
- Click on the desk, then search the drawers, you’ll get $100 and the keys for the office.
- Go into the office. *[Unlock Diane event #2 & Diane progress #3]*
- Forward time once.
- Go to the Gym, and go into the Gymnasium and talk with Sam and Courtney. *[Unlock F.I.L.F. event #6]*
- Go into the locker room and check the showers, and check Sam and Courtney. *[Unlock F.I.L.F. event #7]*
- Join them…
- Forward time once.
- Go to the strip club, and go into the VIP. Try the Eat her option. *[Sally Mae event #4 & Sally Mae progress #5]*

- Go home and sleep, then sleep until tomorrow again.
- Forward time once.
- Go to the boutique and talk with Sally Mae. You need to pick the right text what was on her gym dress. It's 'Sweet and sour' if you didn't pay attention. *[Unlock VIP Fuck her & Sally Mae event #5 & Sally Mae progress #6]*
- Forward time once.
- Go to the strip club and try the Fuck her with Cherry. [*Sally Mae event #6 & Sally Mae progress #7]*
- Go home and go to the living room at night. *[Unlock Melissa event #12 & Melissa progress #13]*
- Go to the Spa, talk with Melissa and ask for a massage. *[Unlock Melissa event #14 & Melissa progress #14]*
- Work in the Spa +54
- Forward time once
- Go to the strip club and talk with Jackie. Try to tip her, and choose continue.
- Go to sleep
- Go to the kitchen and talk with Melissa
- Choose the passionate kiss *[Unlock Melissa event #13 & Melissa progress #15]*
- Forward time x2.
- Go to the strip club and talk with Sally Mae. Try to tip her.
- Go home and go to sleep.
- Go to the kitchen and talk with Melissa
- Choose the passionate kiss
- Go to your bedroom and sleep until tomorrow.
- Go to the kitchen and talk with Melissa *[Unlock Melissa event #15 & Melissa progress #16]*
- Forward time once.
- Go home and go into the bathroom. *[Unlock Melissa event #16 & Melissa progress #17]*
- Go to sleep.
- Forward time x2.
- Go to the living room and talk with Melissa.
- Go to the night club, go upstairs and talk with Jackie.
- Go down and make a deal. (Just try to focus and win). *[Unlock Jackie event #3 & Jackie progress #3]*
- Sleep until tomorrow.
- Forward time x2.
- Go to the living room and talk with Melissa. Reveal the Bloody Rose. *[Unlock Melissa event #17 & Melissa progress #18]*
- Take or share the blame.
- Sleep until tomorrow. *[Unlock Melissa event #18 & Melissa progress #19]*
- Sleep until tomorrow. Until you get the message from Jackie.
- Forward time x2.
- Go to the night club and talk with Jackie.
- Go upstairs and buy 2 Fiery Kiss, 3 Smooth Move and 2 Cool Breeze.
- Go back to Jackie, offer a drink and give her all the drinks. *[Unlock Jackie event #4 & Jackie progress #4]*
- Go to sleep.
- Go to the living room. [Unlock Sam event #9 & Sam progress #11]
- Forward time x2.
- Go to your bedroom, use your laptop and choose Camsite. Enter, choose username then watch Sam's show. [Unlock Sam progress #12]
- Go to Melissa's bedroom, wake her up, choose titjob. [Unlock Melissa event #19 & Melissa progress #20]

- Sleep
- Go to the spa and work.
- Forward time x2
- Go to your bedroom, use your laptop and choose Camsite. Choose private show ($100 needed). Choose whichever two action you want. [Unlock Sam event #5 & Sam progress #13]
- Sleep
- Forward time x1.
- Go home and go to the back yard. Wake up your sister, then tell her about the show. [Unlock Sam event #11]
- Sleep until tomorrow.
- Forward time x1.
- Go to the Gym, then watch Sam and Courtney practice. [Unlock Sam event #12 & Sam progress #14]
- Go home and talk with Sam in her bedroom.
- Forward time x1.
- Go to Sam's bedroom and talk with her. [Unlock Sam event #13 & Sam progress #15]
- Go to the Motel and click on Sam.
- Go to the Alley, move every item from the window. Also check the text on the dumpster.
- Climb into the bathroom through the window.
- Go to the room and defend your loved one (easy as pie minigame). Then enjoy. [Unlock Sam event #14 & Sam event #15 & Sam progress #16]

Money

In the game, mostly you can get money from working, but there is some place where you can found some cash:

- At home in Melissa's room

- At home in the garage

- At the coffee shop, in the toliet.

- At the mayor's office desk

Work

After you meet with Naomi in the Spa, you can work there as a cleaner. Nice job, huh? So during the cleaning you have to collect the stuffs from all 3 three rooms. Of course you can decide to leave some of them where they are, but then you won't get much money.

You have to search for the following items:

Towels

Creams

Candles

There are multiple type of creams and candles can be found. For each item you bring back, you'll get $3.

By default, there are 2 items in each room, which means that there is 3x2=6 items. So you can get the following amount of money:

Item found		Money
1	->	$3

2	->	$6
3	->	$9
4	->	$12
5	->	$15
6	->	$18

If you miss a day, the next day, you can find 4 item in each room, so 3x4=12 item in total. The money you can get:

Item found		Money
1	->	$3
2	->	$6
3	->	$9
4	->	$12
5	->	$15
6	->	$18
7	->	$21
8	->	$24
9	->	$27
10	->	$30
11	->	$33
12	->	$36

If you still miss another day, the third day there will be 6 item in each room, so 6x3 = 18 item. So you can get:

Item found		Money
1	->	$3
2	->	$6
3	->	$9
4	->	$12
5	->	$15
6	->	$18
7	->	$21
8	->	$24
9	->	$27
10	->	$30
11	->	$33
12	->	$36
13	->	$39
14	->	$42
15	->	$45
16	->	$48
17	->	$51
18	->	$54

$54 is the maximum you can get, so even is you miss more days, there won't be more items in the rooms.

Events

While you got all the events while checking the walkthrough part, I'll just list them here, because why not.
😊All the events are reviewable, so if you click on each image, you can relive the scene.

- Melissa
  - Shopping in the clothes store, and spying on Melissa a little. 
  - Evening talk with her in her room, and check what she wear. 
  - Morning kiss in the kitchen. 
  - Massage with Naomi, okay it's mostly Naomi's scene.
  - Meeting with douchebag boss. 
  - Surprise lingerie gift giving. 
  - Sleeping with Melissa. And doing… stuff. 
  - Baking in the kitchen. 
  - Massage reward in the Spa. 
  - Phone conversation of Melissa and Naomi. 
  - Moving forward with Melissa. 
  - Go to the living room at night. 
  - Give a passionate kiss in the kitchen in the morning. 

- Go to the Spa for the massage. 
- Go to the kitchen when Melissa cooking.
- Go to the bath in the evening. 
- Go to the living room in the evening, and again when you got the Bloody Rose.
- Go to sleep after the drink night.
- At night go to Melissa's room, wake her up and choose titjob. 

➢ Samantha

- Listening her phone talk with Courtney. 
- Using your trick to steal the key, and see good stuff during the process. 
- Watching Sam doing a cam show. 
- You have the key, use it. „Use" Sam at night. 
- Pay for the private camshow. 
- Meeting with Prince Charming, aka Keith the Douche. 
- Catching Sam as she sneak out to meet her prince… 
- Kissing Sam in the Night club because why not? 
- Go to the living room, then watch Sam kick Keith out. 

- Kissing Sam at night in the living room. 
- Go to the back yard at afternoon, after the private show, and talk with Sam. 
- Go to the Gym, watch Sam&Courtney's training and then her talk with Keith. 
- Talk with Sam at night after the Gym event. 
- Kicking Keith's ass… Well done, Sam. 
- Your reward after you defeat Keith. 

➢ Aubrey

- Watch her she almost do a VIP show… Meh, maybe next time. 
- Hiding in her car because you need your VIP card. 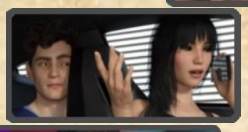
- Again in the VIP room, but this time in disguise… 
- Being cocky, getting your „reward". 
- Hiding again in her car but this time, you will watching the lover. 

➢ Courtney

- Hiding in her wardrobe and watching her dressing. 
- Visiting her after you heard the phone call with Sam. She is interested… 
- Visiting her in the evening, so you can spend some quality time. 
- Submit her picture to the porn company

- Make a video with her {photo error}

- Naomi
  - Visiting her in the Spa, to speak about Melissa, and you, and her. 
  - Visit her in the Spa to get the help about Melissa. 
- Sally Mae
  - Meeting with her in the Strip club. 
  - Meeting with her in the coffee shop and get the VIP card. 
  - Finally in the VIP room with her. 
  - Meet with Cherry in the Gym. 
  - Meet with her in the boutique. 
- Jackie
  - Meeting with her in the Strip club. 
  - Dancing with her in the Night club. 
  - Go to the Night club after you heard about the Bloody Rose, and deal with her. 
  - Drink more with her in the night club.
- Diane & Delia
  - Meet with Delia at the City hall.
  - Catch Diane with Damon. 
- F.I.L.F

- Arriving home and meeting with Melissa and Sam. 
- Sam has important things to do… 
- Meeting with Aubrey. 
- Meeting with Courtney too. 
- A very nice dream. 
- Watch Courtney and Sam playing. 
- Watch them in the shower. 

Progress

- Melissa
  - Shopping in the clothes store, and spying on Melissa a little.
  - Talking with her in her room in the evening, and check if she wears anything under her robe.
  - Massage with Naomi, okay it's mostly Naomi's scene.
  - Meeting with Melissa's boss.
  - Morning kiss in the kitchen.
  - Meeting with douchebag boss.
  - Surprise lingerie gift giving.
  - Sleeping with Melissa. And doing… stuff.
  - Baking in the kitchen.
  - Massage reward in the Spa.
  - Phone conversation of Melissa and Naomi.
  - Moving forward with Melissa.
  - Go to the living room at night.
  - Give a passionate kiss in the kitchen in the morning.
  - Go to the Spa for the massage.
  - Go to the kitchen when Melissa cooking.
  - Go to the bath in the evening.
  - Go to the living room in the evening, and again when you got the Bloody Rose.
  - Go to sleep after the drink night.
  - At night go to Melissa's room, wake her up and choose titjob.
- Samantha
  - Leave the house for the first time after arrive.
  - Listening her phone talk with Courtney.

- Using your trick to steal the key, and see good stuff during the process.
- Meeting with Prince Charming, aka Keith the Douche.
- Catching Sam as she sneak out to meet his prince…
- Watching Sam doing a cam show.
- You have the key use it. Play with her boobs night.
- Kissing Sam in the Night club because why not? She is on a date with a douche anyway…
- Go to her at night and get a blowjob.
- At night, go to the living room and talk with Sam.
- Go to your bedroom, use your laptop and choose Camsite. Enter, choose username then watch Sam's show.
- Go to the Camsite, choose private show ($100 needed). Choose whichever two action you want.
- Go home and go to the back yard. Wake up your sister, then tell her about the show.
- Go to the Gym, then watch Sam and Courtney practice.
- Go to Sam's bedroom and talk with her.
- Go to the room and defend your loved one.

- Aubrey
  - Watch her she almost starting a VIP show just for you… Meh, maybe next time.
  - Hiding in her car because you need your VIP card.
  - Again in the VIP room, but this time in disguise…
  - Being cocky, getting your „reward".
  - Hiding again in her car (you have a fetish for this, right?), but this time, you will watching the lover.
- Courtney
  - Hiding in her wardrobe (man you love hiding in places…), and watching her dressing.
  - Visiting her after you heard the phone call with Sam. She is interested…
  - Visiting her in the evening, so you can spend some quality time.
  - Go to her room when she is not home, and search her safe.
  - Submit her picture to the porn site.
  - After she calls you, go to her house when Aubrey is not home. And enjoy.
- Naomi
  - Visiting her in the Spa, to speak about Melissa, and you, and her.
  - Visit the Spa again when Naomi texted to you, and enjoy.
- Sally Mae
  - Meeting with her in the Strip club.
  - Meeting with her in the coffee shop after. If you know the answer you get a reward.
  - Finally in the VIP room with her.
  - Go to the Gym and talk with her (choose the cherry cheesecake).
  - Go to the VIP room, and try the eat her.
  - Go to the boutique and talk with Sally Mae again (choose the 'Sweet and sour').
  - Go to the VIP room again and finally try the Fuck her option.
- Jackie
  - Meeting with her in the Strip club.
  - Dancing with her in the Night club.
  - Go to the Night club after you heard about the Bloody Rose, and deal with her.
  - Drink more with her in the night club
- Diane
  - Talk with her in the Mayor's office.
  - After put all the posters, go back to her and meet Delia.

- Go back some day later, to get the next task.
- After you get all the posters go back to her office.

Pictures

These are secret pictures. To unlock them you need to go through the story and find some (not so) hidden stuff.

- Under the TV in the living room at home, after you slept with Melissa


- Get it from Sam's phone (check the images on the phone)


- Use the projector in the City Hall (you need the remote from the Mayor's office)


- Search the word you see („pussy sandwitch”) in the toilet in the Coffee Bar.


- Pictures in the Spa, after you spend some bath time with Naomi


- Search the word you see in the locker in the Gym.

- Search the bottom right drawer at the desk in the City hall.


- After you tried all the option with her, click on the table where her name usually appears in the VIP.


- After you was with her in the toilets, go there and search the first toilet stall.


- Search for the word you see the dumpster in the Motel alley („Devil’s triangle”).


- After you beat Keith, go back to that motel room, and get the picture from the wall.